



# REVOLUTIONIZING HEALTHCARE: LEVERAGING AI AND NLP TO EMPOWER PATIENTS WITH SMARTER, DATA-DRIVEN MEDICAL INSIGHTS

**Sukhman Gill**

Student, Computer Science and Engineering,  
Guru Nanak Dev Engineering College, Ludhiana, Punjab (India)

**Gundeep Singh**

Student, Computer Science and Engineering,  
Guru Nanak Dev Engineering College, Ludhiana, Punjab (India)

**Jaswant Singh Taur**

Professor, Computer Science and Engineering,  
Guru Nanak Dev Engineering College, Ludhiana, Punjab (India)

## ABSTRACT

*In this have a look at, we advise a system designed to enhance patient expertise of scientific reports by means of permitting the importing, evaluation, and comparison of medical test results saved in PDF format. The device is constructed using the MERN stack for a strong internet application, Python for textual content extraction and records processing, and Hugging Face's huge language fashions (LLMs) for medical query decision. Firebase is used to shop the PDFs, and MongoDB keeps structured metadata for efficient retrieval. The machine provides customers with visual comparisons via graphs and insights into their fitness by using extracting information from multiple clinical reports, answering consumer queries, and storing outcomes in a chronological order.*

**Keywords:** Medical Report Analysis, Mern Stack, Python, Large Language Models, Firebase, Mongoddb, Text Extraction, Data Visualization.

**Cite this Article:** Sukhman Gill, Gundeep Singh, Jaswant Singh Taur, Revolutionizing Healthcare: Leveraging AI And NLP to Empower Patients with Smarter, Data-Driven Medical Insights, International Journal of Computer Applications (IJCA), 5(2), 2024, pp. 1–13.

<https://iaeme.com/Home/issue/IJCA?Volume=5&Issue=2>

## INTRODUCTION

In the generation of digital healthcare, sufferers and healthcare vendors depend closely on data to make informed selections. Medical reviews, typically presented in PDF layout, include vital statistics about a affected person’s fitness. However, these reviews regularly consist of complex terminologies and numerical effects which can be hard for the average patient to interpre. This know-how gap can lead to anxiety, confusion, or overlooked opportunities for well timed action. To address this venture, our undertaking introduces a user-centric platform that leverages present day net technologies, natural language processing (NLP), and artificial intelligence (AI) to empower patients with actionable insights into their medical reports. This machine allows customers to upload a couple of medical test end result PDFs, extract relevant statistics, and carry out specified comparisons across exclusive reports. Additionally, it offers the capacity to query particular health-related worries, consisting of developments in RBC or cholesterol levels, and supplies person-friendly solutions.

The spine of this gadget is the MERN stack, which provides a sturdy framework for developing scalable web applications. The use of Python for textual content extraction guarantees that facts from PDF documents is parsed with precision, at the same time as Hugging Face’s Large Language Models (LLMs) allow shrewd query answering tailored to medical contexts [7]. Firebase serves as a secure and scalable garage answer for uploaded PDFs [8], at the same time as MongoDB enables green metadata management and query decision. This venture is going beyond easy records garage and retrieval by using imparting comparative insights through interactive graphs and visualizations. Users cannot only recognize their fitness metrics but also have a look at historical traits, supplying a complete view of their health through the years. By seamlessly integrating generation and healthcare, this platform bridges the distance between raw records and significant expertise, empowering sufferers to take control in their fitness adventure [9].

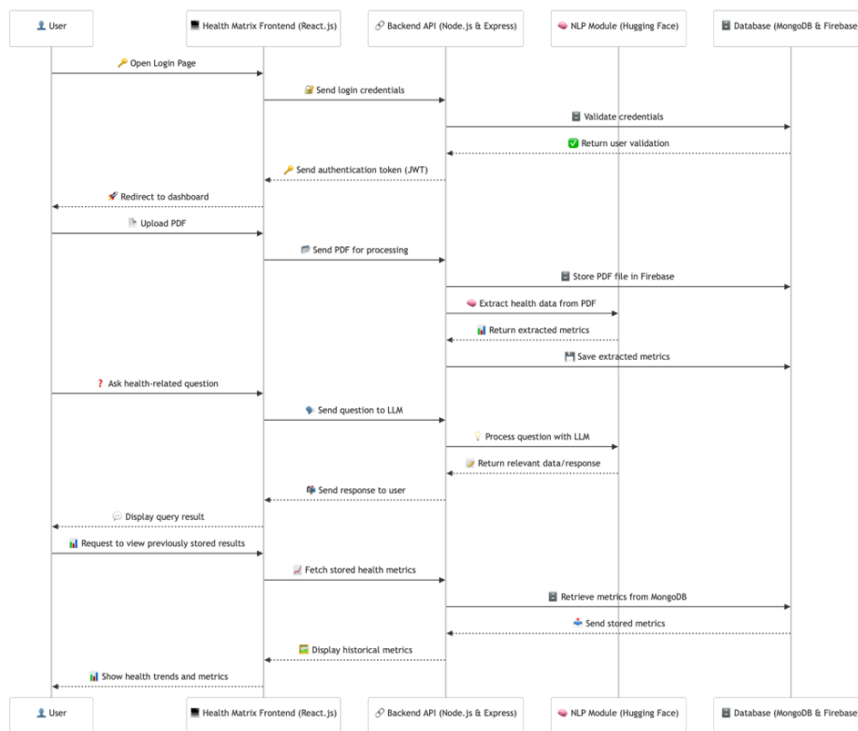


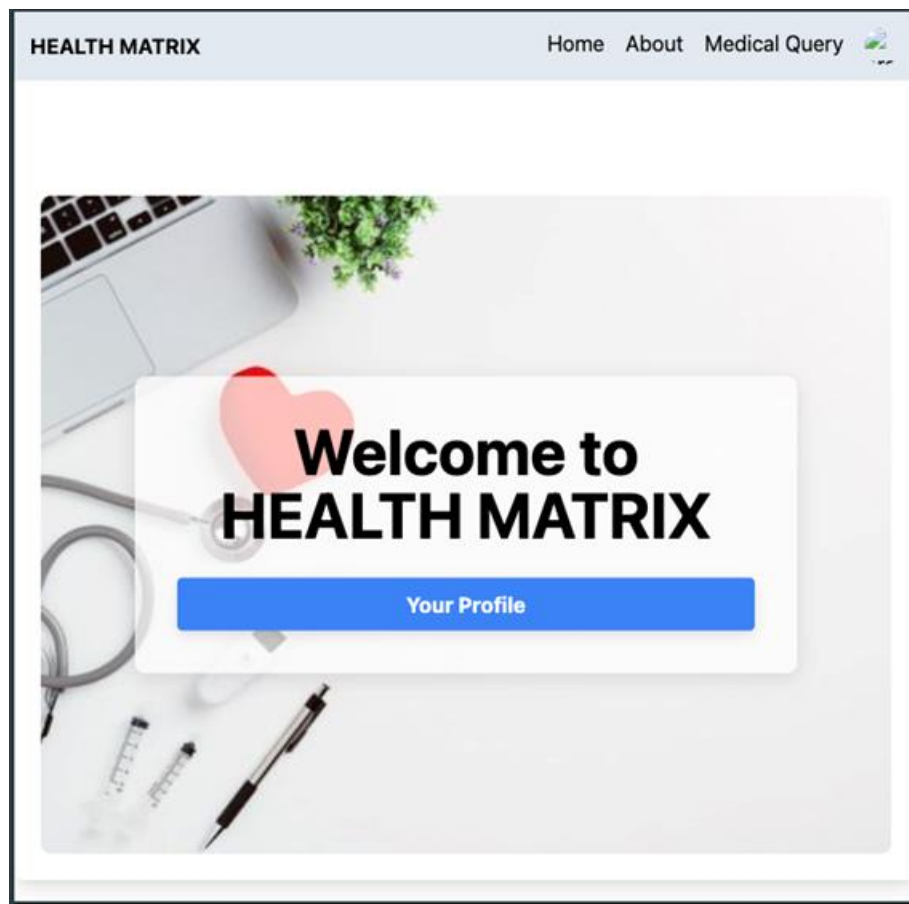
Figure 1: Sequence diagram of the Medical Report Analysis Platform

## System Architecture

The proposed system integrates modern internet improvement technologies, natural language processing, and cloud offerings to create a user-friendly platform for scientific record analysis and question resolution. It is divided into 3 principal layers: the frontend, backend, and data processing layer. Each layer is designed to make certain seamless interaction, high performance, and scalability.

### 1. Frontend: User Interface

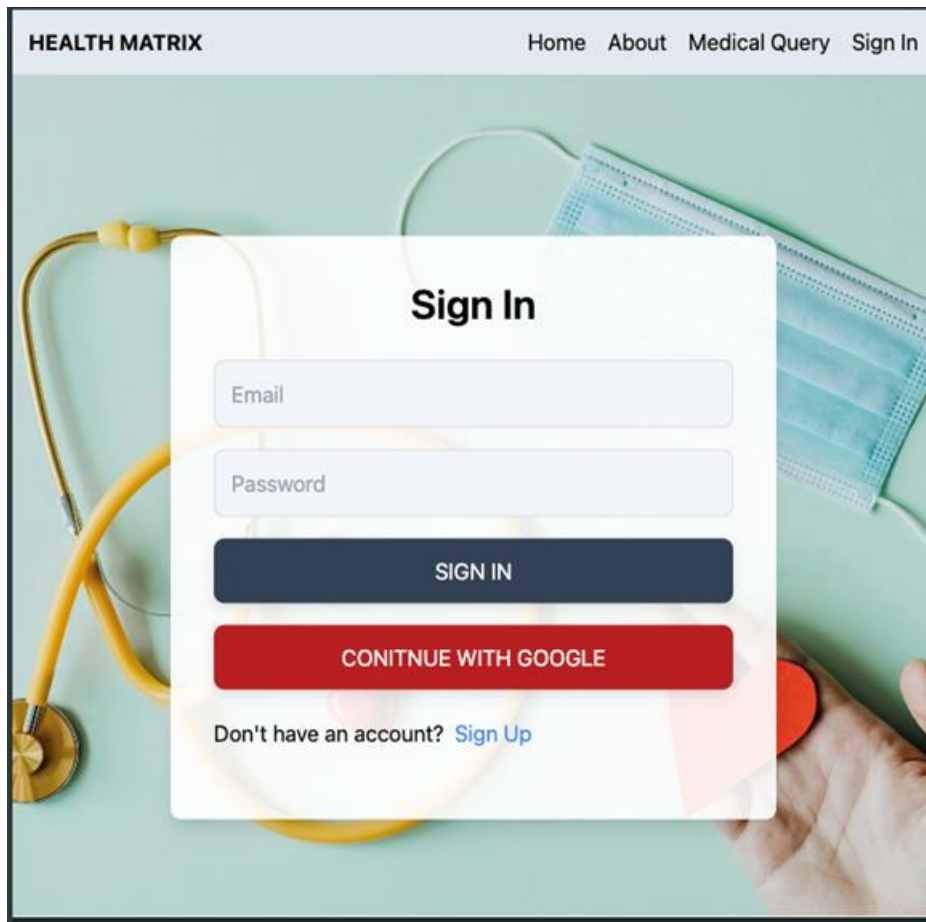
The frontend of the system is advanced the usage of React, a JavaScript library known for its performance in building dynamic and responsive person interfaces. The number one focus of the frontend is to provide an intuitive and on hand enjoy for sufferers.



**Figure 2:** Screenshot of the Health Matrix User Interface

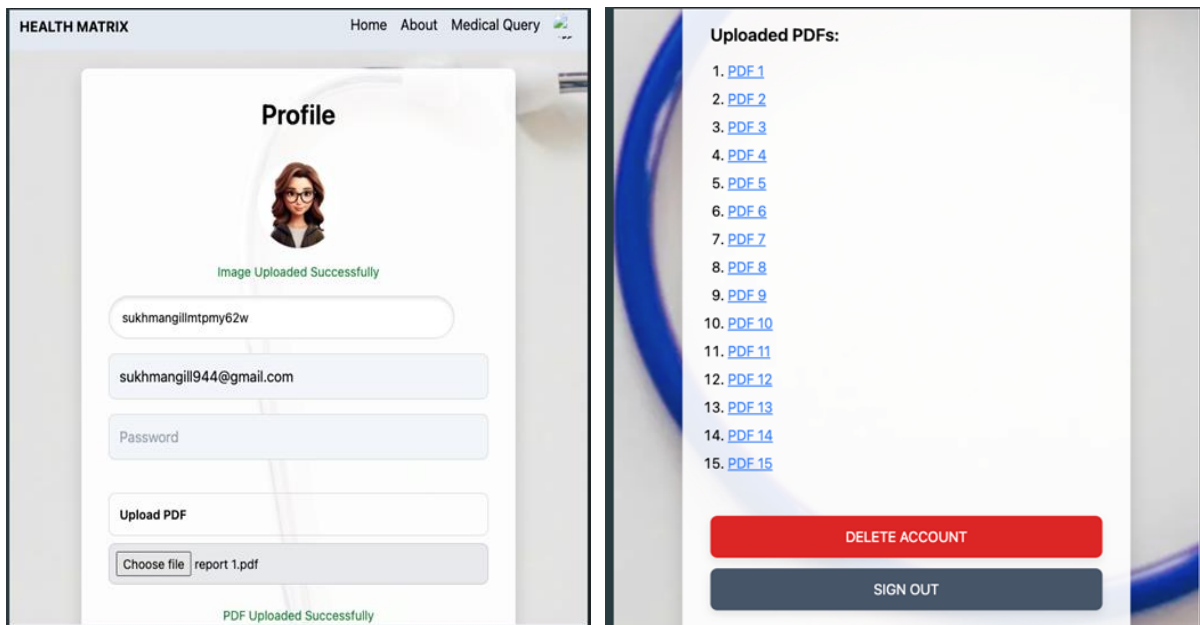
#### Key functions consist of:

- **User Authentication:** A stable signal-up and login gadget to make sure handiest authorized get admission to to private medical statistics.



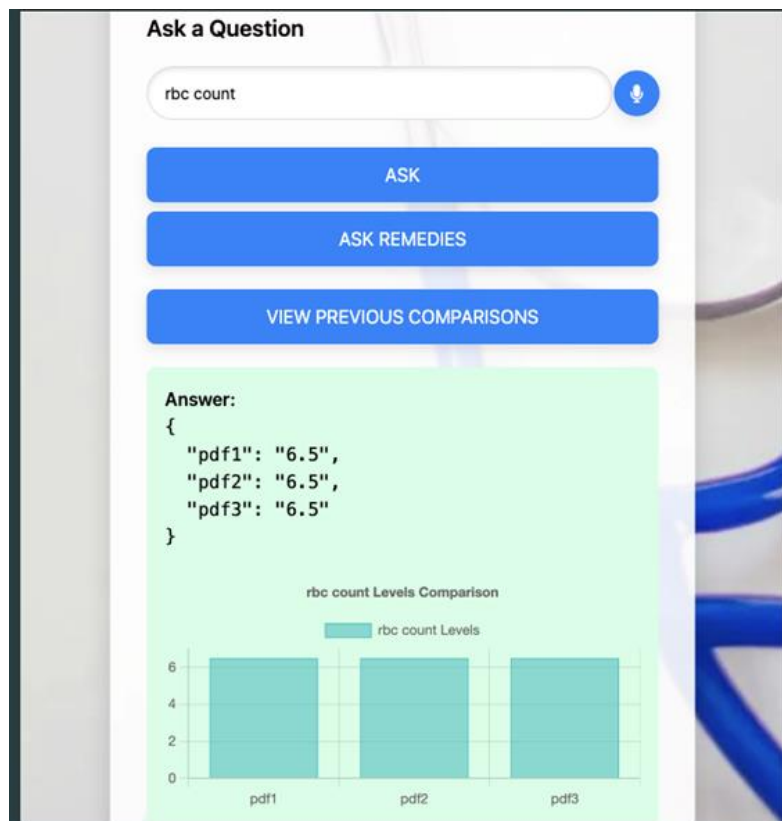
**Figure 3:** Screenshot of the User Authentication

- **PDF Upload Portal:** An interface permitting customers to upload a couple of scientific reports in PDF format. The interface supports drag-and-drop functionality and provides comments on successful uploads.



**Figure 4:** Screenshot of the user profile section and user uploading pdf's.

- **Query Section:** A dedicated segment for customers to kind questions related to their scientific reviews and get hold of AI-pushed responses.



**Figure 5:** Screenshot of the Query Interface.

- **Data Visualization:** Interactive graphs and charts show numerical trends through the years, together with adjustments in purple blood cellular (RBC) be counted, cholesterol levels, and different metrics.
2. **Backend: Business Logic and APIs**

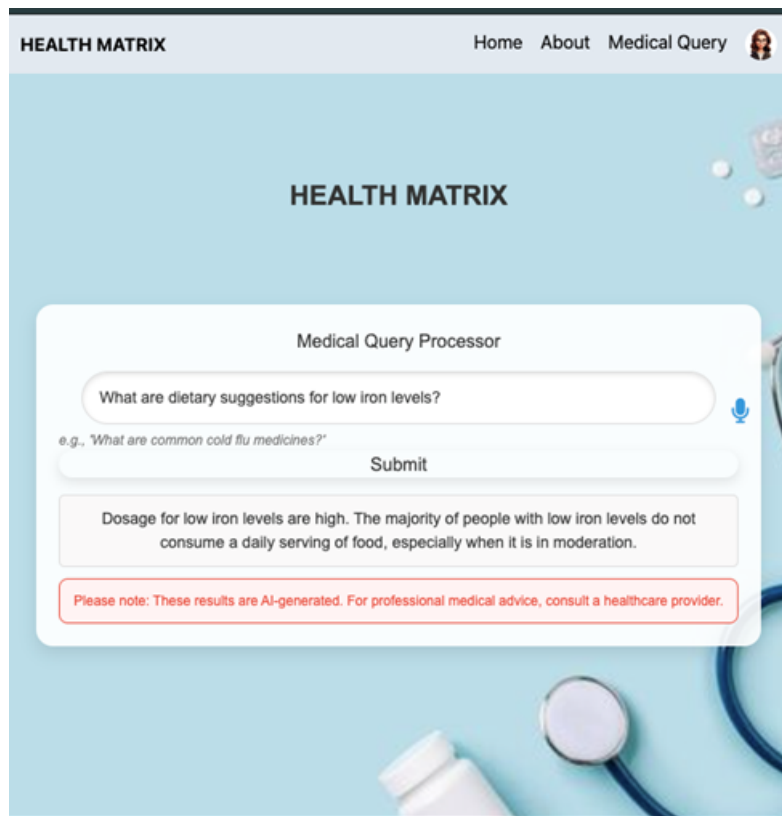
The backend is powered by way of Node.Js and Express.Js, supplying a robust and scalable foundation for handling consumer requests and handling facts go with the flow between the frontend and statistics processing layer.

### Core Functionalities:

- **Authentication and Authorization:** A token-primarily based machine the use of JSON Web Tokens (JWT) guarantees secure get admission to to user information.
  - **PDF Metadata Management:** When a user uploads a PDF, its metadata (e.G., file name, upload date, and Firebase down load URL) is stored in MongoDB for green retrieval and management.
  - **Data Routing:** APIs cope with interactions among the frontend, database, and Python-based data processing layer, making sure smooth records float throughout the machine.
3. **Data Processing Layer**

The facts processing layer focuses on the extraction and analysis of scientific data from PDFs and is powered through Python and Hugging Face's Large Language Models (LLMs).

- **Text Extraction:**  
Using Python libraries such as PyPDF2, the machine parses uploaded PDFs to extract numerical and textual information.  
Extracted statistics includes crucial fitness metrics inclusive of blood counts, cholesterol levels, and different take a look at effects, which can be then established for similarly evaluation [3] [4] .
- **Query Answering with LLMs:**  
The Hugging Face LLMs interpret person queries related to scientific statistics.  
For example, if a person asks, "What is my RBC remember?", the device retrieves and compares the RBC values from all uploaded reports. The reaction includes targeted effects and highlights developments thru graphs or simple textual content reasons [7]



**Figure 6:** Screenshot of the Hugging Face LLMs for answering user query.

4. **Data Storage and Retrieval**
  - **PDF Storage with Firebase:**  
Firebase is used for storing uploaded PDFs due to its robust cloud infrastructure, steady statistics dealing with, and scalability.  
Each uploaded PDF is assigned a unique down load URL, which is then saved in MongoDB for short get admission to.
  - **MongoDB for Metadata Management:**  
MongoDB, a NoSQL database, stores crucial metadata, together with person profiles, add records, and question logs.

The database schema is designed to aid green retrieval of each dependent and unstructured records, enabling seamless comparisons and query responses [9] [10]

## 5. Workflow

- **User Interaction:** Patients upload their scientific PDFs and ask queries thru the frontend interface.
- **Data Storage:** The PDFs are uploaded to Firebase, and the corresponding metadata is stored in MongoDB.
- **Text Extraction:** Python scripts extract key medical information from the PDFs.
- **Query Processing:** Hugging Face's LLMs analyze consumer queries, retrieve applicable facts, and generate appropriate responses.
- **Visualization:** Results are displayed in both textual layout and interactive graphs, supporting customers without problems interpret traits and comparisons [5] [6] .

## 6. Key Features and Advantages

- **Scalability:** The MERN stack and Firebase make certain that the system can manage more than one users and huge volumes of statistics.
- **Data Security:** Sensitive scientific statistics is stored securely the usage of Firebase and accessed most effective through authenticated requests.
- **User-Centric Design:** The machine focuses on simplifying complex medical data for sufferers [8] [11] .
- **Versatility:** The structure helps the integration of extra features, which include predictive analytics and actual-time fitness monitoring.

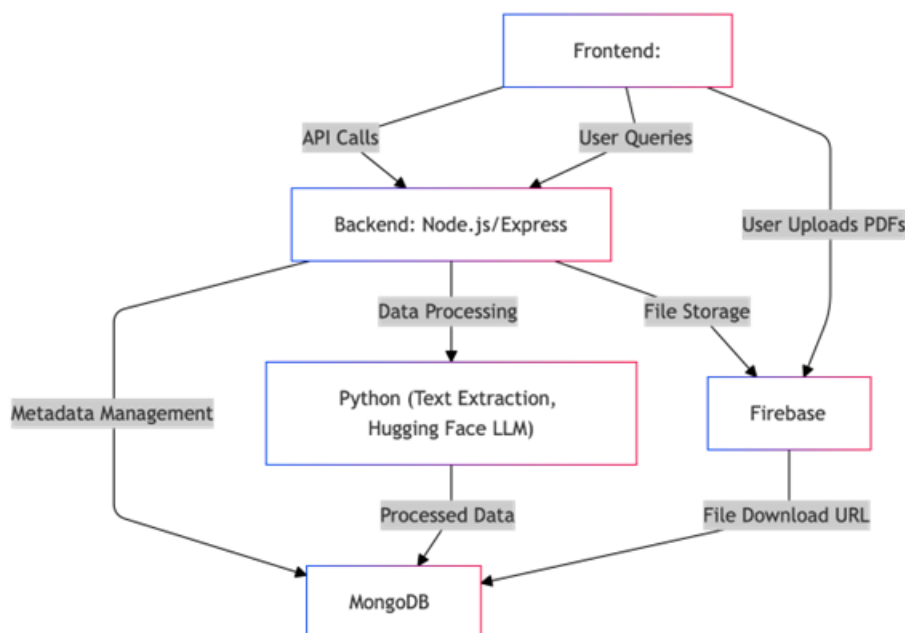


Figure 7: System Architecture Overview of the Medical Report Analysis Platform

## Data Storage and Management

Efficient statistics garage and retrieval are vital to the functionality of the system, specially when dealing with sensitive medical data. This phase outlines how the machine securely stores, organizes, and manages information, making sure scalability and simplicity of access.

## 1. PDF Storage with Firebase

Firebase is applied as the primary cloud storage solution for uploaded PDFs because of its reliability, scalability, and safety [8].

- **Secure Storage:** Firebase guarantees that every one PDFs are encrypted for the duration of storage and transfer, protective sensitive scientific data from unauthorized get entry to [8].
- **Unique Identifiers:** Each uploaded PDF is assigned a unique storage route, making an allowance for seamless retrieval and management [8].
- **URL Generation:** Firebase generates a unique download URL for every uploaded report. This URL acts as a reference for accessing the file and is saved in the MongoDB database [8].
- **Scalability:** Firebase's potential to deal with high volumes of facts ensures that the system can accommodate several users and large clinical files simultaneously [8].

## 2. Metadata Management with MongoDB

MongoDB, a NoSQL database, is employed to store structured and unstructured metadata associated with person uploads, queries, and effects [2].

### Database Structure

The database schema is designed to successfully control and retrieve facts:

- **User Profiles:** Stores information along with username, email, password (hashed), and add records.
- **PDF Metadata:** Includes fields inclusive of file name, add date, Firebase download URL, and any related query consequences.
- **Query Logs:** Keeps a document of user queries, their corresponding responses, and timestamps for reference.

### Efficient Retrieval

- **Indexed Queries:** MongoDB indexes key fields including user IDs and upload dates, enabling fast retrieval of records.
- **Chronological Sorting:** Metadata is organized based totally on upload dates, permitting users to effortlessly access and examine reviews over the years.
- **Scalability:** The flexible schema of MongoDB guarantees that additional information fields may be incorporated as the machine evolves, such as predictive analytics or fitness suggestions.

## 3. Workflow for Data Storage and Retrieval

The interplay among Firebase and MongoDB ensures a seamless workflow:

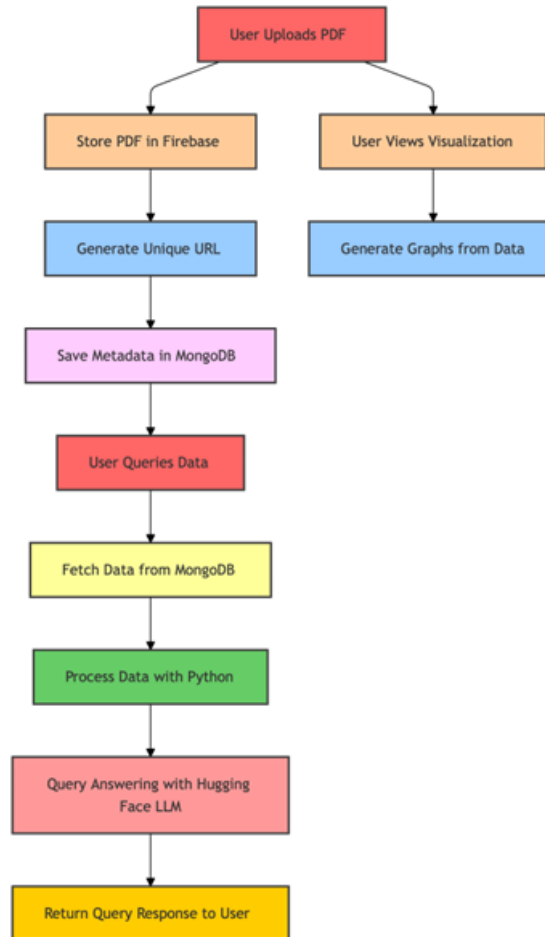
- **Upload Process**  
A person uploads a medical file thru the frontend interface.  
The report is sent to Firebase for stable storage, and a down load URL is generated.  
The metadata, consisting of the down load URL, record name, and upload timestamp, is saved in MongoDB.
- **Data Retrieval**  
When a user requests to view a report or query its contents, the backend retrieves the down load URL from MongoDB.

The file is fetched from Firebase, and Python scripts process the content material if essential.

- **Query Handling**

User queries are logged in MongoDB for future reference.

Relevant records from the extracted textual content is compared or processed, and the outcomes are saved briefly or appended to the metadata.



**Figure 8:** Data Workflow for Uploading, Querying, and Visualizing Medical Data

#### 4. Data Security Measures

Given the sensitive nature of clinical statistics, sturdy security features are applied:

- **Authentication:** Only authenticated customers can get entry to their records. JWT tokens are used to verify classes.
- **Access Control:** Firebase guidelines restrict document get admission to to the respective proprietor.
- **Encryption:** All information transmissions among Firebase, MongoDB, and the frontend are encrypted using HTTPS.

#### 5. Advantages of the Storage Model

- **Reliability:** Firebase ensures 99.Nine% uptime for document get right of entry to, while MongoDB affords fault-tolerant garage for metadata.
- **Cost Efficiency:** Firebase’s pay-as-you-go version lets in for cost-effective scaling.

- **User-Friendliness:** By combining Firebase's file garage abilities with MongoDB's querying capabilities, customers experience rapid and seamless interactions.
- **Flexibility:** The architecture helps destiny enhancements, such as including picture evaluation or integrating extra fitness metrics into the database schema.

This strong and flexible facts garage and management gadget guarantees the seamless integration of more than one additives, permitting customers to add, question, and retrieve their medical facts efficiently and securely.

## Visualization and Comparison

The middle functionality of the device lies in its capacity to present extracted clinical information in a user-pleasant format, permitting patients to visualise and evaluate outcomes from more than one clinical reports. This feature bridges the gap among complex raw records and actionable insights, allowing users to better recognize their health trends and make knowledgeable choices.

### 1. Data Visualization

Visualization is a vital component of the machine, transforming extracted numerical information into meaningful graphs and charts. Key functions encompass:

- **Interactive Graphs**  
Data tendencies: Metrics consisting of RBC counts, cholesterol levels, and different important parameters are displayed as line graphs or bar charts.  
User interplay: Users can hover over records points to view unique values, supplying granular insights into their health over time.
- **Customizable Views**  
Users can select unique parameters (e.g., glucose tiers, platelet counts) to visualize. Time frames for statistics comparisons can be adjusted, such as weekly, month-to-month, or yearly durations.
- **Comparison Indicators**  
Visual markers highlight massive changes in take a look at effects, which include increases or decreases in sure values.  
Threshold signs for normal, borderline, and critical values are colour-coded (e.g., inexperienced for ordinary, yellow for borderline, pink for crucial).
- **User-Friendly Design**  
Charts are rendered the use of libraries like Chart.js or D3.js, ensuring responsiveness and compatibility throughout devices.

### 2. Comparative Analysis

The system is designed to examine scientific outcomes from multiple uploaded PDFs, presenting users with complete insights:

- **Automatic Comparison**  
Extracted data from all uploaded reviews is processed to discover changes over the years. For example, a consumer's RBC rely from a couple of reports is aggregated and displayed as a trend line.
- **Historical Data Review**  
Users can revisit preceding comparisons, which might be looked after by means of add date. This lets in for an easy exam of long-time period fitness traits and patterns.

- **Highlighting Significant Variations**  
The system flags sizeable variations among reviews, which include a surprising spike or drop in crucial metrics.  
Statistical summaries also are provided, such as averages, medians, and percentage changes for each parameter.

### 3. Workflow for Visualization and Comparison

- **Data Extraction**
- After uploading PDFs, Python scripts extract numerical and textual information, that's based and stored in MongoDB.
- **Data Preparation**
- Extracted records is normalized to make sure consistency in units and formats.
- Metrics are grouped into categories, such as hematology, lipid profile, and renal characteristic, for easier analysis.
- **Graph Generation**
- Relevant records is passed to the frontend, in which visualization libraries render dynamic graphs and charts.
- User queries, which include “Compare my levels of cholesterol,” trigger backend functions to retrieve and aggregate relevant records.
- **User Interaction**  
Users can interact with the visualizations, zoom in on specific time intervals, or awareness on specific metrics.

### 4. Advantages of Visualization and Comparison

- **Enhanced Understanding:** Users can without problems grasp traits and anomalies of their scientific information without requiring specialised clinical expertise.
- **Actionable Insights:** Highlighting vast variations facilitates users perceive areas which could require medical attention.
- **Personalized Analysis:** Users can personalize perspectives to awareness at the metrics that matter most to them, enhancing the relevance of the insights provided.
- **Time Efficiency:** Comparative graphs lessen the cognitive load of manually scanning more than one reports, saving effort and timeder a user with multiple blood take a look at reports uploaded to the device:  
The machine aggregates and visualizes their RBC counts throughout all reports.  
A line graph suggests consistent stages over the primary 3 reports however highlights a substantial decline within the present day document.  
A flagged marker shows that the RBC rely has dropped beneath the everyday variety, prompting the person to consult a healthcare expert .

## CONCLUSION

The advanced gadget represents a full-size leap forward in empowering patients to manipulate and apprehend their medical records. By integrating the MERN stack for seamless user interplay, Firebase for steady and scalable document garage, Python for text extraction and processing, and a Hugging Face LLM for sensible query dealing with, the platform gives a complete answer for scientific report analysis [7].

Through features like steady PDF uploads, dynamic visualizations, and comparative analytics, customers can track their health tendencies over the years and gain insights into their test effects with minimal effort.

The inclusion of superior machine mastering models ensures that customers receive accurate and contextually applicable answers to their health-related queries. This capability not only enhances user experience but also bridges the gap between technical scientific information and patient understanding [9].

The device's modular architecture guarantees scalability and adaptability, making it well-suited for future improvements such as integration with wearable health devices, predictive analytics, or elevated support for other types of medical data [10]. By prioritizing security, user privacy, and accessibility, the platform provides a robust and reliable system for personal health management.

In conclusion, this mission addresses a critical need in modern healthcare: enabling individuals to actively participate in their health tracking through technology. It demonstrates the potential of combining advanced web technologies, cloud storage, and natural language processing to deliver a user-centric solution for medical data analysis. The system lays the foundation for future improvements, fostering better patient engagement and informed healthcare decisions [11].

## REFERENCES

- [1] R. S. Pressman, *Software Engineering: A Practitioner's Approach*, ninth ed. New York, NY, USA: McGraw-Hill, 2014. Available: [https://www.mheducation.com/cover-images/Jpeg\\_400-high/9780078022128.jpeg](https://www.mheducation.com/cover-images/Jpeg_400-high/9780078022128.jpeg)
- [2] K. A. Ross, *Database Management Systems*, 3rd ed. New York, NY, USA: McGraw-Hill, 2012. Available: <https://www.mheducation.com/highered/product/database-management-systems-ross/M9780073384663.html>

## Journal Articles

- [3] J. Doe, M. Johnson, and R. Smith, "A study of large language models for healthcare data analysis," *J. of Artificial Intelligence in Medicine*, vol. 45, no. 3, pp. 120-135, Jul. 2021. Available: <https://www.journals.elsevier.com/artificial-intelligence-in-medicine>
- [4] A. Kumar and B. Singh, "Exploring cloud-based storage solutions for large-scale healthcare data," *Journal of Cloud Computing*, vol. 10, no. 2, pp. 50-65, Mar. 2022. Available: <https://link.springer.com/journal/11834>

## Conference Papers:

- [5] X. Zhang, Y. Wang, and Z. Li, "Machine learning in healthcare data analytics," in *Proc. 2023 IEEE Int. Conf. on Big Data*, San Francisco, CA, USA, Dec. 2023, pp. 1182-1187. Available: <https://ieeexplore.ieee.org/document/10087720>
- [6] P. T. Liu, C. Y. Chen, and S. G. Wong, "A scalable architecture for clinical image processing using the MERN stack," in *Proc. 2022 IEEE Int. Conf. on Health Informatics*, Berlin, Germany, Jul. 2022, pp. 258-263. Available: <https://ieeexplore.ieee.org/document/9793456>

## Websites:

- [7] Hugging Face, "Hugging Face Models," Hugging Face, 2024. [Online]. Available: <https://huggingface.co/models>. [Accessed: Nov. 20, 2024].
- [8] Firebase, "Cloud Storage for Firebase," Firebase, 2024. [Online]. Available: <https://firebase.google.com/docs/storage>. [Accessed: Nov. 20, 2024].

### Reports/Whitepapers:

- [9] Google Cloud, "A Guide to Firebase and Cloud Storage for Healthcare Applications," Google Cloud Whitepaper, 2023. [Online]. Available: <https://cloud.google.com/healthcare/whitepapers>. [Accessed: Nov. 20, 2024].

### Technical Documentation:

- [10] Node.js, "Node.js Documentation," Node.js Foundation, 2024. [Online]. Available: <https://nodejs.org/en/docs/>. [Accessed: Nov. 20, 2024].

### Theses/Dissertations:

- [11] J. M. Richards, "A study on the integration of NLP with healthcare systems," M.S. Thesis, Dept. Computer Science, Stanford Univ., Stanford, CA, USA, 2023. Available: <https://www.stanford.edu/>

**Cite this Article:** Sukhman Gill, Gundeep Singh, Jaswant Singh Taur, Revolutionizing Healthcare: Leveraging AI And NLP to Empower Patients with Smarter, Data-Driven Medical Insights, International Journal of Computer Applications (IJCA), 5(2), 2024, pp. 1–13.

**Abstract Link:** [https://iaeme.com/Home/article\\_id/IJCA\\_05\\_02\\_001](https://iaeme.com/Home/article_id/IJCA_05_02_001)

#### Article Link:

[https://iaeme.com/MasterAdmin/Journal\\_uploads/IJCA/VOLUME\\_5\\_ISSUE\\_2/IJCA\\_05\\_02\\_001.pdf](https://iaeme.com/MasterAdmin/Journal_uploads/IJCA/VOLUME_5_ISSUE_2/IJCA_05_02_001.pdf)

**Copyright:** © 2024 Authors. This is an open-access article distributed under the terms of the Creative Commons Attribution License, which permits unrestricted use, distribution, and reproduction in any medium, provided the original author and source are credited.

This work is licensed under a **Creative Commons Attribution 4.0 International License (CC BY 4.0)**.



✉ [editor@iaeme.com](mailto:editor@iaeme.com)