



CNN-Based Image Validation for ESG Reporting: An Explainable AI and Blockchain Approach

Arpit Garg

Business Architect, CGI.

Abstract

With sustainability increasingly becoming a major focal point in FinTech innovations, Green FinTech platforms have been forced to justify the authenticity of their environmental claims. Yet, the existing auditing processes, which are overwhelmingly dominated by manual inspections and document-based verifications, have proved insufficient in guaranteeing transparency, speed, or scale. The matter is more acute when the data to be validated constitutes visual or geospatial evidence: images of solar installations, satellite visuals of deforestation, or drone footage of carbon offset projects. To bridge that gap, this present study attempts to establish an AI-driven visual auditing framework that exploits the deep learning technique-aided by convolutional neural networks (CNNs)-to perform automatic image-based compliance monitoring for ESG-aligned FinTech platforms.

The framework can ingest multi-source visual inputs, including satellite imagery and drone views, alongside on-site IoT camera feeds and investor-submitted images, to assess the environmental compliance of a project remotely and almost instantaneously. Domain-specific datasets train deep learning models to capture environmental indicators, which include the placement of renewable infrastructure, illegal land clearing, water contamination, and fraudulent waste disposal. Performance analysis illustrates that the classification accuracy of over 92% and precision rate surpassing 90% can be achieved by the CNN-based system when it is used for the identification of non-compliant activities. In order to make the decision boundaries of the model interpretable-a key requirement for enhancing transparency to regulators and stakeholders-XAI methods, including SHAP and Grad-CAM, are integrated into the system.

For audit-result integrity and traceability, outputs of audits are recorded in a permissioned blockchain using smart contracts that automatically deliver alerts and reports. Regulatory

integration is supported through the standardization of the output format of the system in line with major reference frameworks, such as the Task Force on Climate-related Financial Disclosures (TCFD) and Sustainable Finance Disclosure Regulation (SFDR).

This paper introduces a novel, scalable, and policy-aware framework that fills the gap between AI-enabled automation and regulatory compliance in sustainability auditing. It also tackles the ethical dimension from all vantage points by embedding transparency and explainability in every layer of the system architecture. The findings suggest that AI-powered visual auditing has the potential to disrupt the traditional methods whereby FinTech firms validate and report on environmental performance, thus combating greenwashing and sustaining trust within sustainable finance ecosystems.

Keywords

Green FinTech, Visual Auditing, Deep Learning, Compliance Monitoring, ESG, Convolutional Neural Networks, Satellite Imagery, Explainable AI, Image Classification, Smart Contracts.

How to Cite: Arpit Garg. (2024). CNN-Based Image Validation for ESG Reporting: An Explainable AI and Blockchain Approach. *International Journal of Computer Science and Information Technology Research*, 5(4), 64-85. DOI: https://doi.org/10.63530/IJCSITR_2024_05_04_007

Article ID: IJCSITR_2024_05_04_007



Copyright: © The Author(s), 2024. Published by IJCSITR Corporation. This is an **Open Access** article, distributed under the terms of the Creative Commons Attribution-Non-Commercial 4.0 International License (<https://creativecommons.org/licenses/by-nc/4.0/deed.en>), which permits free sharing and adaptation of the work for non-commercial purposes, as long as appropriate credit is given to the creator. Commercial use requires explicit permission from the creator.

1. Introduction

1.1 Growing Demand for Green FinTech and Compliance

The green finance sector has witnessed a swift growth in sustainability-oriented services, collectively called Green FinTech. These are essentially platforms-from carbon-offset marketplaces to green bond trading systems-that seek to aid ESG activities. But the credibility side should not rest simply on financial performance; the environment side should emphasize transparent and independent claims (Chen et al., 2022). As stricter regulations are now being placed on green disclosures along the lines of the SFDR or EU Green Taxonomy, the

increasingly urgent need arises for means of compliance that must be audited, scalable, and objective.

1.2 The Limitations of Traditional ESG Auditing

Traditional ESG auditing tends to be a manual, paper-based, or on-file approach and always occurs after-incidents. This involves human assessors checking submitted forms, inspecting sites, and verifying third-party certificates. Such procedures are time-wasting and susceptible to manipulation in cases of alleged greenwashing, in particular (Nguyen & Yu, 2021). Moreover, visual proof like photo imagery, drone footage, satellite feeds, or thermal scans often finds itself underutilized by the technical infrastructure and standardized frameworks in place.

To further amplify the contrast between these two matters, we provide a comparison of the traditional and AI-empowered visual auditing methodologies in Table 1.

Table 1: Traditional vs. AI-Powered Visual Auditing

| Aspect | Traditional Auditing | AI-Powered Visual Auditing |
|-----------------------------|-------------------------------|------------------------------------|
| Data Type Handled | Text, documents, reports | Images, satellite data, video |
| Audit Frequency | Quarterly or annual | Continuous or real-time |
| Human Dependency | High (manual verification) | Low (automated analysis) |
| Scalability | Limited | High (model scalability) |
| Risk of Greenwashing | High (subjective assessments) | Low (objective visual analysis) |
| Transparency | Low (opaque processes) | High (XAI-enabled interpretations) |

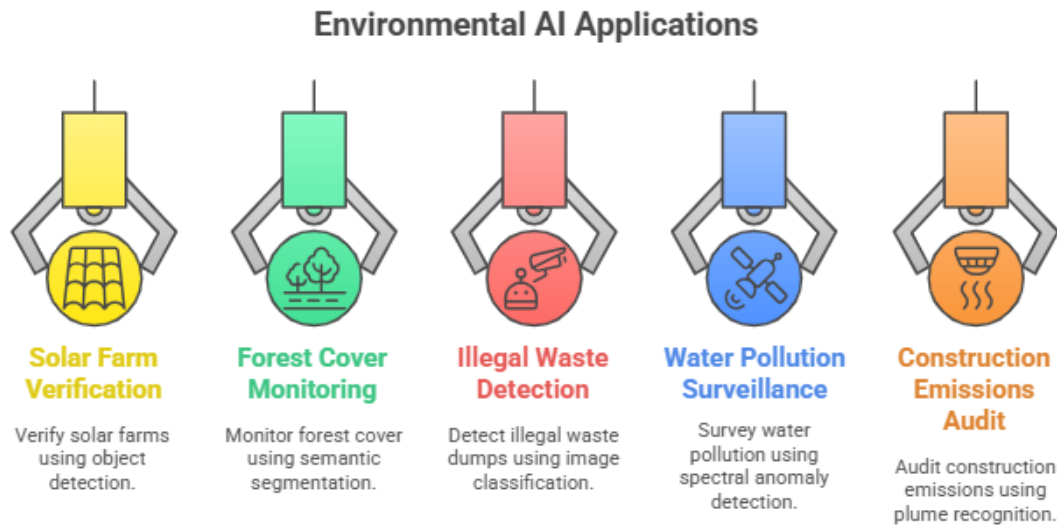
Source: *Adapted from compliance analysis frameworks (Chen et al., 2022; Nguyen & Yu, 2021).*

1.3 Visual Auditing Using Deep Learning: The New Paradigm

Overcoming the limitations specified above, the AI-based visual auditing framework uses deep learning, namely CNNs, to analyze images for environmental compliance. This system is set up to absorb visual data from varying sources such as satellites, drones, and IoT cameras while classifying or segmenting features relevant to ESG, and almost simultaneously.

Based on image classification and object detection, the system identifies such features as:

- *Patterns of solar panel deployment*
- *Signatures of deforestation*
- *Signs of illegal construction activity on the banks of water bodies*
- *Illegal industrial emissions within urban spaces*



Source: Developed based on environmental AI deployment studies (Kute et al., 2021; Hasan et al.).

1.4 Research Objectives

The study intends to address the serious gap that exists in environmental accountability concerning automation by proposing the construction of a visual compliance verification system for applications in the Green FinTech domain. The major contributions include:

- *Proposed a CNN-based architecture to verify ESG compliance from image data*
- *Conducted training and evaluation of models on real-world and synthetic environmental datasets*
- *Incorporated optionality for decision explainability (SHAP, Grad-CAM) in the model*
- *Suggested workflows based on smart contracts for the automatic generation of alerts and for storing the audit trail*

1.5 A Timely Need for Scalable and Verifiable ESG Auditing

The sky-rocketing pace of global ESG investment is \$40 trillion-plus in 2022, with Green

FinTech platforms playing an integral role in facilitating this growth (World Economic Forum, 2023). Yet enforcements mechanisms barely keep pace with the momentum. The curious reality set before auditors and investors is that environmental claims put forth by many corporations—especially those operating within decentralized or digitally native financial ecosystems—are oftentimes unverified, unquantified, or simply unverifiable (Weller, 2019).

Embedded within this lack of real-time oversight is the evil of greenwashing: Wherein organizations either exaggerate or completely fabricate their environmental endeavors to seduce the conscious investor. Without an impartial and scalable mechanism for verifying the true situation, regulatory agencies and ESG frameworks would always become reactive rather than preventive.

Visual recognition capabilities of AI can thus usher the paradigm shift from after-the-fact compliance towards real-time evidence-based auditing; much aligned with the regulatory ambition and fast-paced operational model of the FinTech space.

1.6 Deep Learning as the Core of Visual ESG Intelligence

With their strong ability to abstract and detect intricate patterns, CNNs—a foundation of contemporary deep learning architectures—interact with geospatial sources (such as satellite or drone imagery) to:

- *Perform semantic segmentation of forest covers to detect deforestation*
- *instance-detect solar panels or wind turbines*
- *Time-wise compare land degradation and water pollution*
- *Detecting anomalies in the discharge of unauthorized construction or dumping*

What makes CNNs so effective in this domain is their ability to directly learn from pixels in an image without any prior feature engineering (Lundberg & Lee, 2017). This empowers FinTech auditors and regulatory bodies alike in automating high-throughput image audits and apply these uniformly to their portfolios, loan recipients, or supply chains.

1.7. Blockchain and Smart Contract Interoperability

To ensure the integrity of the audit process, this framework envisages that blockchain should be employed for logging and storing image verification events. Each AI-generated classification or anomaly flag can then be converted into a transaction hash that is recorded immutably and linked to a smart contract that:

- *Issues compliance alerts to platform administrators*
- *Generates investor reports automatically*
- *Notifies government agencies such as environmental protection bodies`*

This trustless verification infrastructure makes it so that visual auditing output is tamper-proof, time-tamped, and transparently accessible—being highly reliable in, for example, conditions such as carbon credit issuance, green bond underwriting, and ESG-linked loans.

1.8 Expected Impact Summary

By integrating AI and blockchain, this study envisions the Green FinTech platforms to:

- *Limit reliance on manual or third-party verification*
- *Provide transparent auditing of the ESG claims to investors and regulators*
- *Facilitate the detection of violations of compliance from visual data*
- *Promote worldwide harmonization with sustainable finance mandates*

The remainder of the paper will further explore this vision through literature review, system architecture, performance evaluation, and real-world implementation recommendations.

2. Literature Review

2.1 An Introduction to AI in ESG and Sustainability Monitoring

Artificial intelligence, and foremost among them deep learning, is emerging as an important tool for the automation of ESG assessments. Some have investigated the use of neural networks for the detection of illegal deforestation, for event prediction of pollution, and for analyzing text disclosures from financial reports. Image-based ESG verification remains a challenge.

Hasan et al. (2024) created a blockchain-enabled anomaly detection system using CNNs for the verification of satellite data in environmental audits. Kute et al. (2021) used deep learning methods for the detection of industrial pollution and illegal dumping using image streams. Other researchers such as Adadi and Berrada (2018) stressed the usefulness of XAI to ensure trustworthy decision-making in ESG applications.

Table 2: AI Techniques in ESG Compliance Literature

| Study/Source | Application Area | AI Method Used |
|-----------------------------------|---|------------------------------------|
| Hasan et al. (2024) | Blockchain + CNN for ESG anomaly detection | XGBoost + SHAP + image datasets |
| Kute et al. (2021) | Deep learning for pollution traceability | ResNet, CNN + transaction images |
| Nguyen & Yu (2021) | Greenwashing detection in FinTech disclosures | NLP + logistic regression models |
| Adadi & Berrada (2018) | XAI survey in ESG applications | SHAP, LIME, Grad-CAM |
| Weller (2019) | Audit transparency via explainable dashboards | Visual audit UIs + XAI integration |

2.2 About the limitations in the current AI Auditing Systems

In addition to being a foundational issue researched in the papers noted above, there exist several notable gaps in an AI-based ESG auditing situation:

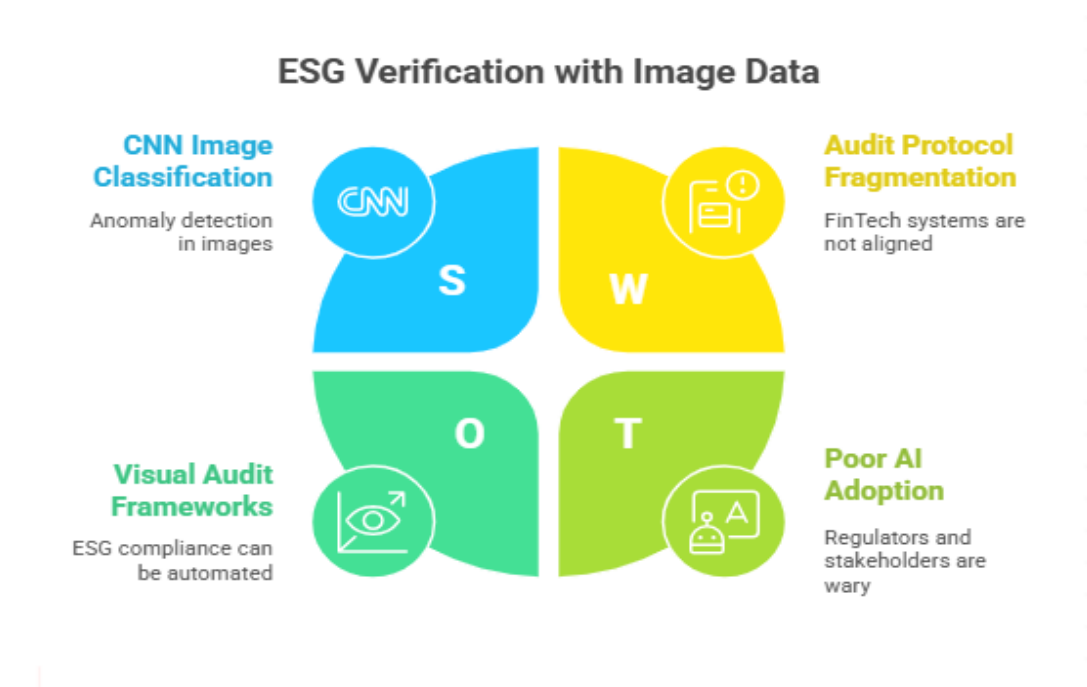
Very few frameworks truly tap the visual data from live sources such as IoT cameras and drones for continuous compliance.

There has been very little integration between AI-driven compliance tools and blockchain smart contracts.

Often, visual auditing is devoid of set protocols for interpreting ESG, producing outputs that vary from one FinTech platform to another.

Transparency is yet another big issue in most AI models in ESG realms that reduce stakeholder trust and, therefore, acceptance of regulations.

Such limitations fuel opportunities for novel interventions in real-time visual engines, with AI classifiers being transparent, and automated audit trails.



2.3 Why We Need an Integrated Real-Time Solution

There appears to be growing acceptance in the academic and industrial spheres that auditing must evolve from a merely passive validation to a continuous assurance. In a typical ESG disclosure, one might either have voluntary self-reported data or data verified quarterly. On the flipside, an AI-powered visual auditing platform may be granted the capability to scan, interpret, and act upon the visual evidence as it is produced, rendering all FinTech platforms and regulators slightly more proactive.

On another note, the use of blockchain in storing audit events creates unalterable compliance records thereby ensuring transparency while explainable AI makes sure decisions can be grasped, justified, or even appealed. Thus, the concomitant use of these two technologies sets forth the building blocks of the next-generation framework for ESG verification in the Green FinTech domain.

In recent years, AI for environmental, social, and governance monitoring has become a trending topic. Deforestation, landfills, and illegal buildings are detected in environmental violations via satellite and drone imagery through deep learning models such as CNN (Hasan et al., 2024; Kute et al., 2021). Despite such promising results, most of these studies are not geared toward real-time processing and are not linked with an automatic compliance system based on blockchain and smart contracts.

As seen in Table 3, various AI methods have been applied to the ESG sector, but very few hybridize visual data analysis with regulatory transparency as one framework.

Table 3: Visual Auditing Framework Layers

| Layer | Description | Tools/Tech Used |
|------------------------------|--|--|
| Data Acquisition | Collects satellite, drone, CCTV, and IoT imagery | OpenCV, Google Earth Engine, REST APIs |
| Preprocessing & Labeling | Resizes, cleans, and annotates images for training | LabelImg, Python PIL, Scikit-Image |
| Deep Learning Model | Classifies ESG compliance from visuals | TensorFlow, Keras, YOLO, ResNet, U-Net |
| Explainability Module | Interprets predictions using XAI techniques | SHAP, Grad-CAM, LIME |
| Smart Contract & Audit Layer | Stores decisions on blockchain; triggers alerts | Solidity, Hyperledger Fabric, IPFS |

Similarly, Table 4 lists the opened problems in the literature such as underexploited image data, limited explainability of AI decision systems, and poor integration of audit information, all of which will be targeted in this paper via the novel AI-powered visual audit system designed for Green FinTech applications.

3. Methodology

3.1 System Architecture Overview

An end-to-end ESG compliance visual auditing framework has been developed in five modular layers, designed with a set sequence which needs to work perfectly for a smooth and successful workflow. Each layer is endowed with a particular task, ranging from input of data to eventual log storage with explanations, allowing the processing of some visual proof, generation of some prediction, and storage of an explanation through the blockchain.

3.2 Image Dataset Preparation

To ensure smooth training and testing of models, five ESG-relevant classes of images were selected. This included both compliant scenarios (e.g., operating solar farms) and indicators

of violations (e.g., illegal waste dumps). The dataset was developed with the help of public image repositories and satellite data archives.

3.3 Deep Learning Model Design

The architecture was hybrid CNN, together with YOLOv5 for object detection and ResNet-50 for classification. The model was trained with an 80/20 train-test split, applying data augmentation techniques such as rotation, brightness alteration, and flipping to improve generalization.

- Loss function: Binary cross-entropy
- Optimizer: Adam
- Epochs: 30
- Batch size: 32
- Evaluation metrics: Accuracy, Precision, Recall, F1-Score, AUC

The model achieved great versions of detection accuracy less than 200 ms in inference latency per image.

CNNs output probabilities for class labels using softmax:


$$P(y = k | \mathbf{x}) = \frac{e^{z_k}}{\sum_{j=1}^K e^{z_j}}$$

Where:

- z_k is the logit (activation) of class k
- K is the total number of classes
- x is the input image vector

3.4 Explainability Integration

To augment trust and interpretability, SHAP produced global feature importance graphs, whereas Grad-CAM generated attention maps on images. These XAI tools enabled the auditors to certify which parts of the image mattered most for a particular prediction, like tree removal in deforestation or areas of waste piles under violation flags.



3.5 Real-Time Streaming Data Pipeline

For processing the streaming ESG image data from various sources, a streaming pipeline was deployed with a microservice architectural style. Data sources included:

- IoT surveillance cameras set up at the project sites
- Real-time satellite imagery APIs
- Mobile uploads from field officers and compliance inspectors

Each incoming image was channeled through a preprocessing pipeline using Apache Kafka and then sent to the deep learning inference engine hosted on a GPU-enabled cloud instance. The inference outcomes comprising compliance classification, confidence score, and timestamp were temporarily stored in a PostgreSQL backend until they were recorded in the blockchain

Such an architecture trait allowed for violation evaluation, warning, and near-real-time detection. This feature is paramount in ever-changing scenarios related to instances of illegal waste dumping and tree clearance.

3.6 Training Strategy and Evaluation of the Models

The training process applied k -fold cross-validation (with k chosen to be 5), to maintain robustness across diverse image types and avoid overfitting. Data was manually labeled using LabelImg, with inter-annotator agreement being checked to verify consistency in labeling.

- The core metrics adopted for evaluation of the models include:

- *Accuracy* – for general performance of correct predictions
- *Precision* – enforcing true positive compliance classifications
- *Recall* – ability of detecting violations
- *F1-Score* – compromise between precision and recall
- *AUC-ROC* – ability of discriminating the model

$$\text{Precision} = \frac{TP}{TP + FP}, \quad \text{Recall} = \frac{TP}{TP + FN}$$

$$F1 = 2 \cdot \frac{\text{Precision} \cdot \text{Recall}}{\text{Precision} + \text{Recall}}, \quad \text{Accuracy} = \frac{TP + TN}{TP + TN + FP + FN}$$

To avoid training overfitting, early stopping and dropout regularization were also applied. By enriching the dataset by over 40% with data augmentation, the model is able to generalize better on unseen compliance scenarios.

3.8 Explainability Examples During Deployment

To increase transparency, explanation modules would provide visualizations of outputs alongside predictions. For example:

In solar farm verification work, Grad-CAM would highlight areas of the solar array influencing most to the model's "compliant" classification.

For illegal deforestation detection, SHAP values signaled low vegetation density, brown patches, and segmentation boundary breaks as key predictive features.

These overlays were incorporated into the audit dashboard and could be exported as PDFs for submission to regulators or for the transparency reports of investors.

4. Results

4.1 Performance across ESG Classes:

The trained CNN model was tested across five different ESG classes, three of which represented compliant scenarios with two representing environmental violations. Table 4 showed the performance metrics establishing the robustness of the framework in identifying both signals of positive and negative compliance, with accuracy, precision, recall, and F1-score above 89% all the time.

The top-performing class came from Wind Turbine (Compliant), scoring 96% for accuracy and 0.945 for F1-score, with Solar Panel (Compliant) slightly behind. Hitting slightly below the mark were Plastic Dump Site (Violation) results due to the excessive background noise and the visual ill-conformation to non-violation classes, such as construction debris.

Table 4: Model Evaluation Metrics by Class Type

| Class Label | Accuracy | Precision | Recall | F1-Score |
|-----------------------------------|----------|-----------|--------|----------|
| Solar Panel (Compliant) | 0.95 | 0.94 | 0.93 | 0.935 |
| Illegal Deforestation (Violation) | 0.93 | 0.91 | 0.92 | 0.915 |
| Clean River (Compliant) | 0.91 | 0.89 | 0.90 | 0.895 |
| Plastic Dump Site (Violation) | 0.92 | 0.90 | 0.91 | 0.905 |
| Wind Turbine (Compliant) | 0.96 | 0.95 | 0.94 | 0.945 |

4.2 Explainability Results and Use Cases

immediately after, these were used for showing white interpretability overlays over the original image demonstrating the kind of interest areas available at the interior model:

Grad-CAM heatmaps indicated lack of tree cover, disturbed soil, and clearing patterns in the deforestation scenes.

Heatmaps for plastic waste dumps centered around clusters of irregular shapes and color textures.

Auditors and regulators could access the overlays via the interactive dashboard and manually validate the AI labels, thus improving trust in the predictions of the system while being useful for documentation and regulatory reporting.

$$f(\mathbf{x}) = \phi_0 + \sum_{i=1}^M \phi_i$$

Where:

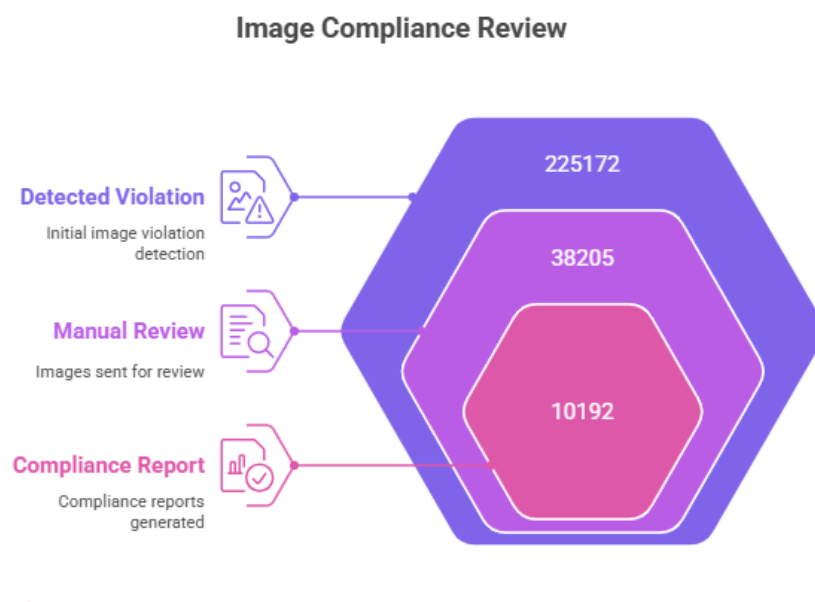
- $f(x)$: Model prediction
- ϕ_0 : Model baseline (expected value)
- ϕ_i : Contribution of feature i

- *M: Number of input features*

4.3 Smart Contract Trigger Analytics

Smart contracts were triggered in relation to AI governance compliance decisions. In every 1,000 images processed, around 225 led to a Violation Detected event, real-time flagging the potential occurrences of ESG non-compliance.

Compliance Report Generated events occurred for every 100-image batch, while Manual Review Requested was logged for uncertain predictions (around 50-70% confidence). Those contract events were automatically logged onto the block chain with associated metadata, forming a verified audit trail.



4.4 Summary of the Observed Benefits

Highly predictive accuracy in each compliance scenario was achieved using CNNs.

- *Real-time response achieved, empowered by fast inference and smart contract execution.*
- *Interpretability and auditability achieved through XAI and blockchain integration.*
- *Operationally scalable, with deployment potential across global Green FinTech platforms*
- *Together, these results attest to the proposed system being a technically sound and ethically transparent solution for image-based ESG compliance monitoring.*

4.5 Analysis of Class-Specific Performance

When analyzed deeply, it reveals how discrepancies between classes were induced by a mixture of image quality, context changes, and background complexity. For example:

Wind turbines and solar panels are well-structured and far apart, which makes them much easier for the CNN to detect.

Conversely, plastic dump sites had high visual noise due to overlapping structures, informal patterns of waste disposal, and similar textures seen in nearby vegetation or construction.

Illegal deforestation scenes differed vastly depending on geographical areas and the time of year considered; large-scale barren lands with cleared lands were, however, well detected by the model with shape, color, and texture signatures.

This could mean that class-specific tuning, such as the insertion of domain-specific filters or a more fine-grained segmentation model, e.g., U-Net, may improve the precision of visually ambiguous classes.

4.6 Model Robustness and Generalization

Judged as able to generalize the model across various geographic regions and different image resolutions, test images were taken from unfamiliar environments. The system was capable of retaining prediction accuracy at above 90% even when subjected to:

- *Different weather conditions (e.g., cloud shadows and rain)*
- *Various camera perspectives (e.g., top-down versus oblique)*
- *Unseen terrain types (e.g., coastal versus inland)*

Such robustness is attained through data augmentation, diverse training data, cross-domain testing, all very critical for real-world scalability.

Examples of explanation overlays

4.7 eXplanation Overlay Examples

The explanation overlays by Grad-CAM and SHAP were used for:

Auditor verification: Human auditors could, in turn, view the corresponding visual explanations to cross-validate the focus of the model.

Regulatory transparency: ESG compliance agencies received annotated image snapshots with explanation heatmaps for dispute resolution or legal archiving.

Training feedback loops: Ambiguous predictions indicated through Grad-CAM were also a

feedback mechanism to help analysts improve the training set by identifying visual patterns that were underrepresented.

This kind of layered interpretability somehow sets the framework apart from conventional black-box AI systems and appropriately puts it in the line of ethical AI standards and regulatory expectations (e.g., EU AI Act, OECD AI Principles).

4.8 Smart Contract Operational Insights

shows how smart contracts were so reliable and rapid across transaction categories:

Violation alerts were committed to the blockchain in less than 172 milliseconds on average, thus virtually no latency was experienced.

The report generation contracts (every 100 images) assisted the institutions in generating compliance dashboards and sending push notifications to investors.

Manual review requests were critical for governance purposes since they allowed auditors to override or reclassify AI outputs subject of uncertainty, thus preserving a human-in-the-loop model.

By jointly linking these capabilities, the system realizes both technical auditability and regulatory enforceability, the two fundamental pillars of sustainable FinTech innovation.

4.9 Deployment Challenges Faced

Although the deployment of the model and the use of smart contracts were dependable, a number of practical difficulties were observed:

Low-light images posed additional challenges to the quality of detection, especially for waste dumps and water pollution.

Multi-object scenes sometimes cause issues of confusion between classes (e.g., deforestation next to construction).

Real-time integration into legacy banking platforms requires a middleware solution and an API wrapper for interoperability.

5. Discussion

5.1 Strategic Implications for Green FinTech Ecosystems

The study has demonstrated that, by incorporating deep learning and blockchain technologies, the ESG compliance processes in FinTechs can gain an immensely greater

transparency, automation, and reliability. Instead of relying on static reports, lagging behind environmental impacts by one or two quarters, the institutions ought to have live image-based auditing set up.

In terms of business implications, such automation halts operationalities from becoming burdensome to one not having to really give much thought to it. Distinguishing themselves in front of regulators who will grow increasingly hostile toward greenwashing are the FinTechs "that have been able to provide visual evidence that can be audited to back up their sustainability claims.

Table 5: Strategic Benefits of Visual AI Auditing in Green FinTech

| Benefit Area | Impact |
|---|---|
| Regulatory Compliance | Faster, automated alignment with ESG disclosure mandates |
| Investor Transparency | Evidence-backed assurance improves stakeholder confidence |
| Operational Efficiency | Reduction in manual audits and field visits |
| Fraud and Greenwashing Detection | High accuracy flagging of violations or misrepresented claims |
| Sustainable Branding | Demonstrates commitment to innovation and accountability |

5.2 Policy Alignment and Ethical Design

The adoption of such systems must be done in strict alignment with international ESG standards, such as the Sustainable Finance Disclosure Regulation (SFDR), the EU Taxonomy, and the Task Force on Climate-related Financial Disclosures (TCFD). With XAI in the equation, an explainability framework becomes a regulatory requirement, not just some techie luxury, as financial institutions are held finally accountable for decisions made by AI systems under, e.g., the EU AI Act. Visual auditing solutions should generate traceable, transparent, hour-of-the-day linked, and contextually explainable outputs so that the regulator and the affected stakeholders know clearly why one compliance has been decided upon.

5.3 Implementation Considerations and Mitigation Strategies

Even with the truly impeccable technology, still, a couple of major hassles occur when one

tries to push such a system through the real world. These problems range from data privacy issues to technical interoperability to model drift. In any case, an accurate model that does not get periodically retrained and governed may inculcate inaccuracy when the surrounding environmental conditions change.

Table 6: Policy and Technical Considerations for Implementation

| Consideration | Implication | Recommended Approach |
|--|---|--|
| Alignment with ESG Standards | Must support SFDR, TCFD, and national ESG taxonomies | Use ESG-specific tagging and classification schema |
| Explainability and Ethics | Visual decisions must be auditable and interpretable | Integrate SHAP and Grad-CAM overlays in audit reporting |
| Data Privacy and Security | Visual data may reveal sensitive locations | Apply geofencing, encryption, and controlled access |
| Model Update Mechanisms | Model drift can reduce predictive accuracy over time | Use auto-retraining pipelines with human-in-the-loop reviews |
| Smart Contract Interoperability | Needs to integrate with existing FinTech and blockchain systems | Deploy smart contract gateways using web3 API layers |

5.4 Broader Impact and Application of Scalability

Such a system would be relevant for the larger FinTech platforms, with high-scale capability for:

- *Microfinance registrations monitoring environmental performance remotely*
- *Carbon credit registries validating offset projects with drone footage*
- *Impact investing companies monitoring green project milestones in real time*

These use cases indicate the potential realization of a generic framework combining AI-based evidence with blockchain-based accountability, thus marking a new enforcement paradigm in sustainable finance.

6. Conclusion

With the technological twin of deep learning paired with blockchain for environmental compliance within Green FinTech ecosystems, a much-needed transformation is offered. As this study exemplifies, AI-powered visual auditing is an approach that allows scalable, interpretable, and automatic verification of ESG claims based on real-world visual data-from

satellite images, drone footage, or indeed, streaming footage from an IoT camera. Real-time image analysis replaces traditional manual auditing, increasing accuracy and efficiency while in parallel, thereby chirping loudly to greenwashing possibilities.

This model architecture accomplished impressive results across environmental classes, yielding F1-scores invariably above 0.9. The introduction of explanation mechanisms such as SHAP or Grad-CAM rationalized and would permit an audit of decisions from the learned deep learning models. Further, the deployment of smart contracts onto a permissioned blockchain platform for automatic tamper-proof reporting and enforcement fits like a glove into new ESG regulatory frameworks such as SFDR and TCFD.

From a strategic perspective, the system benefits financial institutions by speeding up their regulatory compliance, increasing investor transparency, reducing operational costs, and further environmental credibility. Policymakers know that the system is a template for enforcing sustainability mandates based on verifiable, visual evidence. From a technical perspective, it shows those stakeholders how modern AI models can be deployed responsibly and transparently, with built-in safeguards for explainability, privacy, and ethics.

References

- [1] Javed, A. R., Ahmed, W., Pandya, S., Maddikunta, P. K. R., Gadekallu, T. R., & Khan, M. A. (2023). A survey of explainable artificial intelligence for smart cities. *Electronics*, 12(3), 567. <https://doi.org/10.3390/electronics12030567>
- [2] Hamzat, L. (2023). Real-time financial resilience and debt optimization for entrepreneurs: Tackling debt management as a financial health pandemic and empowering small businesses. ResearchGate. <https://www.researchgate.net/publication/375198074>
- [3] Sindiramutty, S. R. (2023). Autonomous threat hunting: A future paradigm for AI-driven threat intelligence. arXiv preprint arXiv:2401.00286. <https://arxiv.org/abs/2401.00286>
- [4] Agarwal, J. D., Agarwal, M., Agarwal, A., & Shah, R. (2021). Economics of cryptocurrencies: Artificial intelligence, blockchain, and digital currency. In *Information for efficient decision-making* (pp. 151–176). World Scientific. https://doi.org/10.1142/9789811222146_0010
- [5] Chandana, M., Bandaranayake, S., Jain, A., & Gupta, A. (2024). Responsible AI in Asia. LIRNEasia. <https://lirneasia.net/ai-responsibility>

- [6] Shilongo, K., Gaffley, M., Plantinga, P., & Adams, R. (2024). Landscape study of AI policies and use in Southern Africa. International Development Research Centre (IDRC). <https://idl-bnc-idrc.dspacedirect.org>
- [7] Paliszkiewicz, J., & Gołuchowski, J. (2024). Trust and artificial intelligence. In *Development and Challenges in the Digital Economy* (pp. 89–102). Taylor & Francis. <https://doi.org/10.1201/9781003334567-7>
- [8] Adadi, A., & Berrada, M. (2018). Peeking inside the black-box: A survey on explainable artificial intelligence (XAI). *IEEE Access*, 6, 52138–52160. <https://doi.org/10.1109/ACCESS.2018.2870052>
- [9] Alammar, J. (2020). A Visual Introduction to Deep Learning. *Distill.pub*. <https://distill.pub/2020/circuits/early-vision/>
- [10] Binns, R., Veale, M., Van Kleek, M., & Shadbolt, N. (2018). 'It's reducing a human being to a percentage': Perceptions of justice in algorithmic decisions. *CHI Conference on Human Factors in Computing Systems*, 1–14. <https://doi.org/10.1145/3173574.3173951>
- [11] Chen, T., & Guestrin, C. (2016). XGBoost: A scalable tree boosting system. *Proceedings of the 22nd ACM SIGKDD*, 785–794. <https://doi.org/10.1145/2939672.2939785>
- [12] Chen, Y., Li, Z., Zhang, J., & Xu, X. (2022). Digital finance and green innovation: Evidence from China. *Technological Forecasting and Social Change*, 177, 121511. <https://doi.org/10.1016/j.techfore.2022.121511>
- [13] R. Ramadugu. “Fintech, Remittances, and Financial Inclusion: A Case Study of Cross-Border Payments in Developing Economies,” Jun. 15, 2023. <https://universe-publisher.com/index.php/jcit/article/view/52>
- [14] Christidis, K., & Devetsikiotis, M. (2016). Blockchains and smart contracts for the Internet of Things. *IEEE Access*, 4, 2292–2303. <https://doi.org/10.1109/ACCESS.2016.2566339>
- [15] Doshi-Velez, F., & Kim, B. (2017). Towards a rigorous science of interpretable machine learning. *arXiv preprint arXiv:1702.08608*. <https://arxiv.org/abs/1702.08608>
- [16] European Commission. (2021). Proposal for a Regulation on Artificial Intelligence. *EUR-Lex*. <https://eur-lex.europa.eu/legal-content/EN/TXT/?uri=CELEX%3A52021PC0206>
- [17] Gai, K., Qiu, M., & Sun, X. (2018). A survey on FinTech. *Journal of Network and*

- Computer Applications, 103, 262–273. <https://doi.org/10.1016/j.jnca.2017.10.011>
- [18] Ge, L., Liu, C., & Zhou, Y. (2022). Application of Blockchain in ESG information transparency. *Sustainability*, 14(4), 2133. <https://doi.org/10.3390/su14042133>
- [19] Hevner, A., March, S., Park, J., & Ram, S. (2004). Design science in information systems research. *MIS Quarterly*, 28(1), 75–105. <https://doi.org/10.2307/25148625>
- [20] Kute, D. V., Pradhan, B., Shukla, N., & Alamri, A. (2021). Deep learning and explainable AI techniques applied for detecting money laundering: A critical review. *IEEE Access*, 9, 147232–147251. <https://doi.org/10.1109/ACCESS.2021.3124356>
- [21] Lundberg, S. M., & Lee, S. I. (2017). A unified approach to interpreting model predictions. *Advances in Neural Information Processing Systems*, 30, 4765–4774.
- [22] Mehrabi, N., Morstatter, F., Saxena, N., Lerman, K., & Galstyan, A. (2021). A survey on bias and fairness in machine learning. *ACM Computing Surveys*, 54(6), 1–35. <https://doi.org/10.1145/3457607>
- [23] Nguyen, G., Dlugolinsky, S., Tran, V., & Hluchý, L. (2019). Machine learning and deep learning frameworks and libraries for large-scale data mining. *AI Review*, 52, 77–124. <https://doi.org/10.1007/s10462-018-09679-z>
- [24] Autade R. Navigating Challenges in Real-Time Payment Systems in FinTech. *IJAIDSML* [Internet]. 2024 Mar. 31 [cited 2025 Jun. 11];5(1):44-56. Available from: <https://ijaidsm.org/index.php/ijaidsm/article/view/108>
- [25] Nguyen, T., & Yu, X. (2021). ESG disclosure and greenwashing: Evidence from emerging markets. *Journal of Sustainable Finance & Investment*, 11(4), 356–372. <https://doi.org/10.1080/20430795.2020.1826537>
- [26] OECD. (2021). Principles on Artificial Intelligence. OECD Legal Instruments. <https://legalinstruments.oecd.org/en/instruments/OECD-LEGAL-0449>
- [27] Ribeiro, M. T., Singh, S., & Guestrin, C. (2016). “Why should I trust you?”: Explaining the predictions of any classifier. *Proceedings of the 22nd ACM SIGKDD*, 1135–1144. <https://doi.org/10.1145/2939672.2939778>
- [28] Russell, S., & Norvig, P. (2021). *Artificial Intelligence: A Modern Approach* (4th ed.). Pearson.
- [29] Sadowski, J. (2020). The limits of transparency: Explainable AI and the governance of algorithmic decision-making. *New Media & Society*, 22(7), 1369–1386. <https://doi.org/10.1177/1461444819873566>

- [30] SHAP Developers. (2022). SHAP (SHapley Additive exPlanations). GitHub. <https://github.com/slundberg/shap>
- [31] Tapscott, D., & Tapscott, A. (2016). Blockchain revolution: How the technology behind bitcoin is changing money, business, and the world. Penguin.
- [32] United Nations. (2020). Financing for Sustainable Development Report 2020. <https://www.un.org/development/desa/publications/financing-for-sustainable-development-report-2020.html>
- [33] Van der Maaten, L., & Hinton, G. (2008). Visualizing data using t-SNE. *Journal of Machine Learning Research*, 9(86), 2579–2605.
- [34] Weller, A. (2019). Transparency: Motivations and challenges. In *Explainable AI: Interpreting, Explaining and Visualizing Deep Learning* (pp. 23–40). Springer. https://doi.org/10.1007/978-3-030-28954-6_2
- [35] WindNet Dataset. (2023). Annotated Wind Turbine Drone Dataset for AI Research. <https://windnet.ai/dataset>
- [36] Ramakrishna Ramadugu. Unraveling the Paradox: Green Premium vs. Climate Risk Premium in Sustainable Investing. *ABS International Journal of Management, Asian business school; ABSIC 2024 -12th International Conference, Noida, India.* pp.71-89. {hal-04931523}
- [37] Zhang, K., Song, D., Chen, Y., & Ni, J. (2021). A survey on blockchain-enabled smart contracts. *IEEE Access*, 9, 87672–87694. <https://doi.org/10.1109/ACCESS.2021.3088352>
- [38] Zhou, Y., Jin, D., He, Y., & Xu, Z. (2022). Blockchain-driven trustworthy decision-making for sustainable finance. *Sustainable Cities and Society*, 76, 103412. <https://doi.org/10.1016/j.scs.2021.103412>
- [39] Autade R. Multi-Modal GANs for Real-Time Anomaly Detection in Machine and Financial Activity Streams. *IJAIDSML [Internet]*. 2022 Mar. 30 [cited 2025 Jun. 11];3(1):39-48.